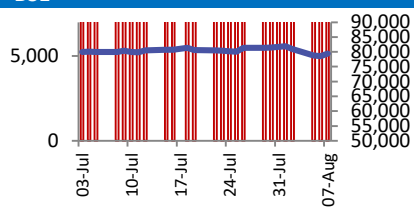
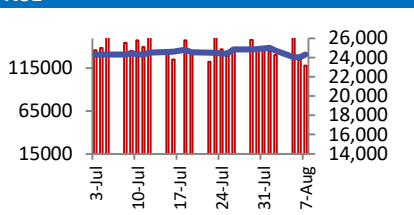


BSE		NSE																													
	<table border="1"> <tr><td>Open</td><td>79565</td></tr> <tr><td>High</td><td>79639</td></tr> <tr><td>Low</td><td>79106</td></tr> <tr><td>Close</td><td>79468</td></tr> <tr><td>Change</td><td>875</td></tr> <tr><td>Volume (Lacs)</td><td>7036</td></tr> <tr><td>Turnover (Rs.inCr)</td><td>7412</td></tr> </table>	Open	79565	High	79639	Low	79106	Close	79468	Change	875	Volume (Lacs)	7036	Turnover (Rs.inCr)	7412		<table border="1"> <tr><td>Open</td><td>24289</td></tr> <tr><td>High</td><td>24338</td></tr> <tr><td>Low</td><td>24185</td></tr> <tr><td>Close</td><td>24298</td></tr> <tr><td>Change</td><td>305</td></tr> <tr><td>Volume(Lacs)</td><td>42803</td></tr> <tr><td>Turnover(Rs.in Cr)</td><td>118108</td></tr> </table>	Open	24289	High	24338	Low	24185	Close	24298	Change	305	Volume(Lacs)	42803	Turnover(Rs.in Cr)	118108
Open	79565																														
High	79639																														
Low	79106																														
Close	79468																														
Change	875																														
Volume (Lacs)	7036																														
Turnover (Rs.inCr)	7412																														
Open	24289																														
High	24338																														
Low	24185																														
Close	24298																														
Change	305																														
Volume(Lacs)	42803																														
Turnover(Rs.in Cr)	118108																														

World Markets	Current	Previous	Pt. Chg	Var(%)
Dow	38763	38998	(234)	-0.6%
Dow Futures	38897	38905	(8)	0.0%
Nasdaq	16196	16367	(171)	-1.0%
FTSE	8167	8027	140	1.7%
Nikkei	35148	35090	58	0.2%
Hang Seng	16924	16878	46	0.3%
Gift Nifty	24198	24140	58	0.2%
Straits Singapore	3251	3250	2	0.1%
South Korea	2550	2568	(19)	-0.7%
Taiwan	20999	21295	(296)	-1.4%
Shanghai	2862	2870	(8)	-0.3%

Commodity Prices	Current	Previous	Pt. Chg	Var(%)
Copper (\$/MT)	8770	8929	(159.0)	-1.8%
Alumin (\$/MT)	2288	2296	(8.0)	-0.3%
Zinc (\$/MT)	2582	2601	(19.5)	-0.7%
Brent Crude (\$/bbl)	78.5	78.3	0.2	0.3%
Gold (\$/Ounce)	2388	2383	5.6	0.2%
Silver (\$/Ounce)	26.8	26.6	0.2	0.6%
Light Crude (\$/bbl)	75.5	75.2	0.3	0.4%
N G (\$/mmbtu)	2.1	2.1	(0.0)	-0.8%
Sugar (\$/MT)	514.5	507.6	6.9	1.4%
Rubber (Rs./kg)	247.5	245.0	2.5	1.0%
Baltic Dry Index	1698	1685	13.0	0.8%

Currency Exchange Rate	Current	Previous	Var(%)
Rs./\$ rate	83.95	83.96	-0.01%
Rs./ Euro	91.62	91.63	-0.02%
Rs./Chinese Yuan	11.70	11.70	0.03%
Yen /\$ rate	146.58	146.68	-0.07%
\$ US/Euro	1.09	1.09	0.08%

Dollar Index	Current	Previous	Var(%)
Dollar Index	105.26	105.28	-0.02%

Support/ Resistance Levels for Today		
	Nifty	Bank Nifty Fut
Support 1	24130	50000
Support 2	24040	49770
Resistance	24370	50500

Securities in Ban For Trade	
BSOFT	GNFC
INDIACEM	MANAPPURAM
INDIAMART	RBLBANK
ABCAPITAL	ABFRL
HINDCOPPER	LICHSGFIN

### Market Review

**US:** US stocks slid on Wednesday, failing to extend Tuesday's rebound that snapped a three-day losing streak for the major averages.

**Asia:** Japan fell on Thursday as investors reviewed trade data, benchmarks in the Asia-Pacific region were also trading lower, following overnight losses on Wall Street.

**India:** Indian benchmark stock indices ended a three-day losing streak on Wednesday. HDFC Bank Ltd. and Infosys Ltd. led the gains. **Market is expected to open gap down note and likely to witness selling pressure during the day.**

**Global economy:** Canadian economic activity expanded at a slower pace in July as a measure of inflation fell to a four-month low, Ivey Purchasing Managers Index (PMI) data showed. The seasonally adjusted index fell to 57.6 from 62.5 in June. The Ivey PMI measures the month-to-month variation in economic activity as indicated by a panel of purchasing managers from across Canada. A reading above 50 indicates an increase in activity. The gauge of employment rose to an adjusted 56.1 from 52.9 in June, while the prices index was at 59.2, down from 62.3 and its lowest level since March. The unadjusted PMI fell to 55.3 from 62.4.

China's exports grew at their slowest pace in three months in July, missing expectations and adding to concerns about the outlook for the vast manufacturing sector, while a rush to boost chip supplies before expected U.S. tech curbs bumped up imports. Outbound shipments climbed 7.0% in July from the year earlier, customs data on Wednesday showed, a slower pace of growth than June's 8.6% rise and missing forecasts of a 9.7% increase. Imports rose at a robust 7.2% rate, reversing a 2.3% decline in June and marking the strongest performance in three months. It also beat analysts' expectations of a 3.5% rise.

**Commodities:** Oil prices rose in Asian trade on Thursday as a sustained drop in U.S. inventories spurred some optimism over sustained demand in the world's biggest fuel consumer.

Gold prices edged higher on Thursday, aided by rising expectations of a U.S. interest rate cut and persistent tensions in the Middle East, while traders awaited economic data for insights into the Federal Reserve's policy path.

**Currency:** The yen firmed on Thursday after a sharp drop in the previous session in a volatile week that has left sentiment fragile as investors weigh the unwinding of popular carry trades and ponder the rate path Japan's central bank is likely to take.

FII Derivative Transactions (Rs. Cr)

Contracts	Purchase		Sell		Net	Open Interest (OI)		OI (Previous day)		Change	
	Contract	Value	Contract	Value		Contract	Value	Contract	Value	Contract	Value
Index Future	51701	3433	66439	4466	(1033)	536451	35034	531835	34243	4616	791
Index Option	51345966	3681257	51109266	3667217	14040	6459687	404651	7400691	479974	(941004)	(75323)
Stock Future	415994	33313	387932	30259	3054	4193861	321141	4203107	315748	(9246)	5393
Stock Option	541461	42973	556349	44184	(1211)	657097	51010	631743	48072	25354	2938
<b>Total</b>	<b>52355122</b>	<b>3760976</b>	<b>52119986</b>	<b>3746126</b>	<b>14850</b>	<b>11847096</b>	<b>811836</b>	<b>12767376</b>	<b>878037</b>	<b>(920280)</b>	<b>(66201)</b>

FII All Activity-BBG (Rs Cr)	Buy	Sell	Net
31-Jul-24	21330	24184	(2854)
1-Aug-24	18751	16925	1826
2-Aug-24	14845	18212	(3367)
5-Aug-24	19840	23532	(3692)
6-Aug-24	15375	18400	(3025)
<b>Month to date- August</b>	<b>68811</b>	<b>77069</b>	<b>(8258)</b>
FII (Prov.) (Rs Cr)	Buy	Sell	Net
1-Aug-24	17860	15771	2089
2-Aug-24	14185	17495	(3310)
5-Aug-24	12724	22798	(10074)
6-Aug-24	14389	17921	(3531)
7-Aug-24	14095	17410	(3315)
<b>Month to date-Aug</b>	<b>73253</b>	<b>91394</b>	<b>(18140)</b>
DII (Prov.) (Rs. Cr)	Buy	Sell	Net
1-Aug-24	13956	14293	(337)
2-Aug-24	16580	13614	2966
5-Aug-24	23767	14611	9156
6-Aug-24	14423	11065	3357
7-Aug-24	16071	12270	3801
<b>Month to date-Aug</b>	<b>84797</b>	<b>65854</b>	<b>18943</b>
FII Debt - BBG (Rs. Cr)	Buy	Sell	Net
31-Jul-24	6437	4730	1708
1-Aug-24	2583	649	1933
2-Aug-24	2429	499	1930
5-Aug-24	1801	1469	332
6-Aug-24	901	2911	(2010)
<b>Month to date- August</b>	<b>7713</b>	<b>5529</b>	<b>2185</b>

Market Breadth	BSE		NSE	
	No.	%	No.	%
Advance	2961	73%	2159	79%
Decline	983	24%	528	19%
Unchanged	87	2%	56	2%

Market Turnover	07-Aug	06-Aug	Var (%)
BSE Cash	7412	8818	-16%
NSE Cash	118108	124789	-5%
NSE Futures	164819	173468	-5%
NSE Options	60525536	47736958	27%
Total (Rs.Cr)	60815875	48044034	27%

Volatility Index	07-Aug	06-Aug
Volatility Index	16.17	18.74

Index PE - TTM	07-Aug	Yr. High	Yr. Low
Sensex	23.0	26.0	21.8
Nifty	22.6	28.8	20.3

Corporate News

**Godrej Consumer Products entry into pet care business**

Godrej Consumer Products announced that it has entered into Pet Care business in India through Godrej Pet Care, a subsidiary of GCPL. It said that pet care is a Rs 5,000 crore category, with a potential of strong double-digit growth for the next few decades. GCPL will invest Rs 500 crore over a period of 5 years in GPC and plans to commence production in the second half of FY 2026. (NDTV Profit)

**TVS Supply Chain bags 3-year contract from JCB**

TVS Supply Chain Solutions Ltd. has secured a three-year business contract from JCB in India for managing their in-plant warehousing and logistics operations at Vadodara. As per the contract, TVS SCS in-plant logistics services will comprise end-to-end warehouse management, from unloading and put-away of parts to picking and lineside feeding. The company will deploy material handling equipment and employ close to 110 personnel for this contract, said the global supply chain provider in a statement. JCB's Vadodara plant manufactures fabrications and components for JCB's plants globally. (ET)

Economy

**Duty hike effect: Onion exports down by 50%**

India's onion exports fell over 50 percent in June, hindered by a minimum export price of \$550 per tonne and a 40 percent export duty, making Indian onions costlier than competitors. Exporters are pushing for the removal of these policies, arguing that domestic supply is ample. (ET)

**Bangladesh crisis: India's garment export orders likely to increase 10-20%**

India's garment sector could see a 10-20% rise in export orders in the next 18 months amid Bangladesh's political unrest. This could bolster apparel exports by \$2-3 billion annually. Exporters emphasize preparedness for potential trade shifts, especially with Bangladesh's expected LDC status change by 2027. Tiruppur anticipates a 10% order increase. (ET)

International

**Ripple ordered to pay \$125 million in penalty for improperly selling XRP tokens**

Ripple Labs has been ordered by a Manhattan court judge to pay the U.S. Securities and Exchange Commission about \$125 million in penalties over charges of improperly selling the cryptocurrency XRP, according to a court filing. The SEC had been seeking fines and penalties totaling \$2 billion in its case against Ripple Labs, its chief legal officer Stuart Alderoty said in March. (Inv)

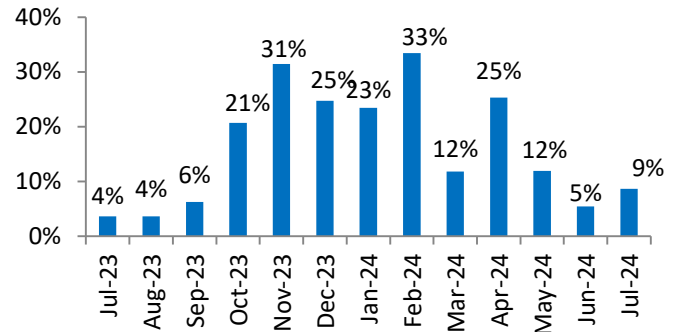
Top 5 Nifty Gainers	07-Aug	06-Aug	Var(%)
ONGC	329	306	7.5%
COALINDIA	532	500	6.4%
ADANIANT	3186	3073	3.7%
ADANIPTS	1544	1494	3.3%
POWERGRID	352	341	3.3%
Top 5 Nifty Losers	07-Aug	06-Aug	Var(%)
INDUSINDBK	1345	1381	-2.6%
EICHERMOT	4597	4654	-1.2%
TECHM	1474	1483	-0.7%
BRITANNIA	5837	5855	-0.3%
TITAN	3326	3335	-0.3%

BSE Index Watch	Last	1 day	1 wk	1 mth	1 yr
SENSEX	79468	1.1%	-2.8%	-0.6%	20.7%
MIDCAP	46831	2.6%	-3.7%	-1.1%	54.2%
SMLCAP	53279	2.4%	-3.7%	-1.4%	51.2%
AUTO	56583	1.9%	-6.0%	-1.5%	61.2%
BANKEX	57034	0.9%	-3.1%	-5.1%	13.0%
Capital Goods	72188	2.9%	-4.6%	-4.5%	67.1%
FMCG	22550	1.4%	0.2%	6.2%	20.4%
Health Care	40834	2.0%	0.8%	7.3%	44.1%
IT	39948	1.7%	-4.2%	3.8%	28.4%
METAL	31401	3.4%	-4.2%	-6.2%	46.6%
Oil & Gas	31996	3.8%	-1.7%	5.1%	69.0%
Power	8255	2.1%	-2.2%	2.5%	95.5%
Realty	7960	1.8%	-6.8%	-8.5%	83.7%

NSE USD Futures	07-Aug	06-Aug	Var (%)
August Expiry (Rs./\$)	83.59	83.59	0.0%
Sept Expiry (Rs./\$)	83.56	83.56	0.0%
Total Turnover (Rs. Crore)	2818	9671	-71%

Sectors	TTM PE
Auto	33.04
Auto Ancillary	52.88
Banking	15
Engineering	44.31
Cement	78.72
Diamonds & Jewellery	53.64
Housing Finance	24.99
Infrastructure & Const	34.38
Metals-Aluminium	41.8
Metal – Steel	19.43
Oil Expl.	16.48
Pharma	12.14
Power – Gen. Supp.	45.41
Information Tech.	29.29
Sugar	21.59
Telecom Serv. Prov.	86.82
Tyres	29.29

**TVS Motors Monthly Volume Growth (YoY)**  
(Source: company data)



10 year G-Sec Yield	Current	Previous	Change
US	3.92%	3.94%	(2) bps
Japan	0.90%	0.90%	0 bps
India	6.86%	6.88%	(1) bps
UK	3.95%	3.92%	3 bps
Libor 3 Mths	5.32%	5.39%	(8) bps

Indian Eco Data	Current	Previous	Var(%)
Forex Reserve (US\$ in bn)	654	652	0.3%
Inflation - WPI	3.36%	2.61%	75 bps
Inflation - CPI	5.08%	4.80%	28 bps

India GDP	Q4FY24	Q3FY24	Var(%)
Growth	7.76%	8.57%	(81) bps

Monetary Policy	Current	Previous	Change
Repo Rate	6.50%	6.50%	0 bps
Reverse Repo Rate	3.35%	3.35%	0 bps
CRR	4.50%	4.50%	0 bps
O/S Banking System Liquidity (Rs bn)	2670	2626	43.9

IIP Growth %	Jan-24	Jan-23	Apr-Feb
IIP	5.9	5.7	6.2
Mining	5.9	9.0	8.5
Manufacturing	3.2	4.5	5.7
Electricity	5.6	12.7	7.0

ADR Price Movement

Company	Price (US\$)	Volume	Previous Day Price	Volume	Variance (%)	No. of Share Per ADR	ADR Price (Rs.)	BSE Price	Variance (%)
Infosys Tech	20.97	8944595	20.99	9996687	-0.10%	1	1760.48	1791.65	-1.7%
Wipro	5.77	1288168	5.85	2285176	-1.37%	1	484.41	497.40	-2.6%
Dr.Reddy's	82.70	389191	81.73	373584	1.19%	1	6942.87	6926.35	0.2%
ICICI Bank	27.78	3726464	27.84	7200988	-0.22%	2	1166.10	1172.45	-0.5%
HDFC Bank	59.45	4897510	58.36	4765138	1.87%	3	1663.66	1623.50	2.5%

GDR's (US\$)

	Prices	Prev. Close	Change	Var %
L&T	43.40	43.00	0.4	0.9%
RIL	69.60	69.20	0.4	0.6%
SBI	96.70	95.60	1.1	1.2%

US Economy Data

	Current	Previous
Inflation (YoY)	3.00%	3.30%
Unemployment (%)	4.30%	4.10%

Interest Rate (%)

	Current	Previous
Fed Rate	5.50%	5.50%

US GDP

	Q1CY24	Q4CY23	Q4CY22
Growth (QoQ Annualized)	2.80%	1.40%	2.60%

China Economy Data

	Current	Previous
GDP	4.70%	5.30%
Inflation – CPI (%)	0.20%	0.30%

Economic Calendar

	Date
Indian GDP Data	30 Aug
Indian Inflation Data CPI	12 Aug
Indian Inflation Data WPI	14 Aug
Indian Monetary Policy	08 Aug
India's Industrial Production (IIP)	12 Aug
US Inflation Data	14 Aug
US GDP	30 Aug
US Unemployment Data	16 Sep
US Fed Rate	18 Sep
China GDP	18 Oct
China Inflation Data	9 Aug

Event Update

Name	Date	Purpose
Ecoplast Ltd.	08-08-2024	Rs.3.00 per share(30%)Final Dividend
Rajoo Engineers Ltd.	08-08-2024	Bonus issue
Sealmatic India Ltd.	08-08-2024	Rs.1.10 per share(11%)Final Dividend
Arvind Fashions Ltd.	09-08-2024	Rs.1.25 per share(31.25%)Final Dividend
ASK Automotive Ltd.	09-08-2024	Rs.1.00 per share(50%)Final Dividend
Balmer Lawrie Investments Ltd.	09-08-2024	Stock Split from Rs.10/- to Re.1/-
Bharat Heavy Electricals Ltd.	09-08-2024	Rs.0.25 per share(12.5%)Final Dividend
Bharat Petroleum Corporation Ltd.	09-08-2024	Rs.10.50 per share(105%)Final Dividend Post Bonus
Black Rose Industries Ltd.	09-08-2024	Rs.2.00 per share(200%)Special Dividend
Caspian Corporate Services Ltd.	09-08-2024	Bonus issue
Ceat Ltd.	09-08-2024	Rs.30.00 per share(300%)Dividend
Cellecor Gadgets Ltd.	09-08-2024	Split/Subdivision
City Union Bank Ltd.	09-08-2024	Rs.1.50 per share(150%)Dividend
DJ Mediaprint & Logistics Ltd.	09-08-2024	Bonus issue
Equitas Small Finance Bank Ltd.	09-08-2024	Rs.1.00 per share(10%)Final Dividend
Filatex Fashions Ltd.	09-08-2024	Stock Split from Rs.5/- to Re.1/-
Gujarat Themis Biosyn Ltd.	09-08-2024	Bonus issue
Hindustan Petroleum Corporation Ltd.	09-08-2024	Rs.16.50 per share(165%)Final Dividend
Indag Rubber Ltd.	09-08-2024	Rs.2.10 per share(105%)Final Dividend
International Travel House Ltd.	09-08-2024	Rs.5.00 per share(50%)Final Dividend
Kapston Services Ltd.	09-08-2024	Split/Subdivision
KEC International Ltd.	09-08-2024	Rs.4.00 per share(200%)Final Dividend
KPIT Technologies Ltd.	09-08-2024	Rs.4.60 per share(45.9999%)Final Dividend
Mangalore Refinery And Petrochemicals Ltd.	09-08-2024	Rs.2.00 per share(20%)Final Dividend
Maruti Infrastructure Ltd.	09-08-2024	Stock Split from Rs.10/- to Rs.2/-

**Bulk Deal As On 07/08/24**

BSE					
Security Code	Security Name	Client Name	Deal	Quantity	Price
538351	AFEL	ANKUR SHARMA	S	88890	17.55
538351	AFEL	KAUSHAL HITESHBHAI PARIKH	S	100655	17.55
526662	ARENTERP	RAJKUMAR GUPTA	S	16500	65.96
526662	ARENTERP	SHAMAL KOLEKAR	B	20000	65.96
540829	CHANDRIMA	PARESH DHIRAJLAL SHAH	S	13000	33.95
540829	CHANDRIMA	RAKESHBAAJAJ	S	12700	33.95
539559	DDIL	RAMESH LAL	B	376575	6.3
544201	DFPL	JINENDRA KUMAR JAIN	B	266000	100.5
544201	DFPL	NEXT ORBIT VENTURES FUND	S	264000	100.5
540190	FRANKLININD	ARUN JAIN	S	814756	3.57
540190	FRANKLININD	DEVARAJBACKIARAJ	S	1409974	3.54
513337	GUJTLRM	DHRUV GANJI	S	2107795	12.73
513337	GUJTLRM	DHRUV GANJI	B	111258	12.72
513337	GUJTLRM	VIKRAMBHAI GOKALBHAI CHAUDHARI	S	989275	12.73
513337	GUJTLRM	VIKRAMBHAI GOKALBHAI CHAUDHARI	B	64275	12.7
539449	IGCIL	ASHOK KUMAR GUPTA HUF	S	26384	38.29
539449	IGCIL	MADHUSUDAN RAO POLINENI	B	20000	38.29
539449	IGCIL	SMITHA POLINENI	B	25000	37.9
539175	INDRAIN	RAMESH KOTI (HUF)	B	35000	14.02
519230	KISAAN	RUCHIRA GOYAL	S	85000	31.39
544221	KIZI	MULTIPLIER SHARE & STOCK ADVISORS PRIVATE LIMITED	S	102000	25.5
544221	KIZI	VISHAL KUMAR GOREKAMLE	B	126000	25.5
531328	KRETTOSYS	HEMANT HARSHADRAI MEHTA	S	1961506	0.95
539519	MAYUKH	AARSHI MANISH MEHTA	S	143481	7.6
539519	MAYUKH	BLUEPEAK CONSULTANCY LLP	S	294616	7.6
539519	MAYUKH	COMFORT ADVERTISING PVT LTD	B	249000	7.61
540243	NEWLIGHT	RAJ KUMAR BHATIA	B	50000	45.42
540243	NEWLIGHT	RDS CORPORATE SERVICES PRIVATE LIMITED	S	50605	45.42
543400	OMNIPOTENT	SUMANTEKRIWAL	B	44000	12.02
543400	OMNIPOTENT	SUMANTEKRIWAL	S	2000	12.4
514324	OMNITEX	ADVENT INVESTMENT AND FINANCE CO LIMITED	S	28673	154.14
535657	OONE	SIRIUS ADVISORS PRIVATE LIMITED	S	53278	11.36
531512	ORIENTTR	MAKSOOD IBRAHIM RAKHANGE	B	65000	15.06
540198	OSIAJEE	SUKHWINDER KAUR	S	9200	46.86
540198	OSIAJEE	SUKHWINDER KAUR	B	29381	46.26
536659	PVVINFRA	CHAVDA DEVYANIBEN ANILKUMAR	S	179510	15.11
536659	PVVINFRA	MANI SOFTWARE TECHNOLOGIES PVT LTD	B	156000	15.11
541601	RAJNISH	NISHANT PITTI	B	4000000	4.08
543256	RFL	AVRIL NOEL DSOUZA	B	80600	18.45
543256	RFL	KIRAN MITTAL	S	113948	18.45
526193	ROYALCU	MULTIPLIER SHARE & STOCK ADVISORS PRIVATE LIMITED	S	342154	25.7
539226	RUDRA	SAROJDEVI SATYANARAYAN KABRA	S	745751	58.04
539226	RUDRA	SAROJDEVI SATYANARAYAN KABRA	B	1045894	58.62
511672	SCANSTL	LAKSHAY SINGHAL	S	270000	68.63
542753	SEACOAST	MULTIPLIER SHARE & STOCK ADVISORS PRIVATE LIMITED	S	3600005	5.53
540259	SHANGAR	NISHIL FINANCIAL ADVISORS LLP .	B	80160	8.55
524642	SIKOZY	KHATJIA MOHAMMED SHADAN FURNITUREWALA	S	425000	1.15
524642	SIKOZY	SHWETA PREMAL CHOKSEY	B	420000	1.15
523558	SWSSMLTRY	UNINET STRATEGIC ADVISORY LTD	S	1130000	32.2

541700	TCNSBRANDS	TA FDI INVESTORS LIMITED	S	1180000	580.08
542765	TRANSPACT	ASHOK MOTIRAM JAIDHARA (HUF)	S	2000	228.85
542765	TRANSPACT	BHAGWANDAS LACHMANDAS LEKHWANI	S	2000	227.55
542765	TRANSPACT	KAVITA KUMAR SANTOSH	B	2000	227.55
542765	TRANSPACT	OPTUME INVESTMENTS	S	4000	233.04
539040	TTIL	AZMAT TRADERS LLP	B	140000	29.61
539040	TTIL	GAURI NANDAN TRADERS	B	125756	29.61
539040	TTIL	KUNAL NAHAR HUF	S	200000	29.63
539040	TTIL	NIRAJ RAJNIKANT SHAH	S	186749	29.63
539040	TTIL	YUVRAJ HIRALAL MALHOTRA	S	350000	29.62
543545	VEERKRUPA	CHIRAG ARVINDBHAI SHAH	S	1002000	2.24
544219	VVIPII	SUNIL SHARMA	B	127200	218.18
523650	YASHINNO	MADHUSUDAN RAO POLINENI	B	45000	25.99

NSE

Security Code	Security Name	Client Name	Deal	Quantity	Price
AARTECH	Aartech Solonics Limited	MAYADEVI K KABRA	SELL	151045	218.77
AARTECH	Aartech Solonics Limited	MULTIPLIER SHARE & STOCK ADVISORS PRIVATE LIMITED	BUY	70000	218.32
ADANIENSOL	Adani Energy Solution Ltd	BNP PARIBAS FINANCIAL MARKETS	BUY	123000	1113.65
ADANIENSOL	Adani Energy Solution Ltd	CITIGROUP GLOBAL MARKETS MAURITIUS PVT LTD	SELL	123000	1113.65
ADFFOODS	ADF Foods Limited	DOVETAIL GLOBAL FUND PCC - MARCELLUS INDIA FUND	BUY	3845000	220
ADFFOODS	ADF Foods Limited	DOVETAIL GLOBAL FUND PCC - MARCELLUS INDIA FUND	BUY	3845000	220
ADFFOODS	ADF Foods Limited	INFINITY HOLDINGS	SELL	3845000	220
ADFFOODS	ADF Foods Limited	INFINITY HOLDINGS	SELL	3845000	220
ASHALOG	Ashapura Logistics Ltd	MULTIPLIER SHARE & STOCK ADVISORS PRIVATE LIMITED	SELL	94000	167
BULKCORP	Bulkcorp International L	CARE WEALTH ADVISORS LLP	BUY	91200	130.39
BULKCORP	Bulkcorp International L	DISHA RESOURCES LIMITED	BUY	201600	130.49
BULKCORP	Bulkcorp International L	MULTIPLIER SHARE & STOCK ADVISORS PRIVATE LIMITED	SELL	120000	129.7
CHETANA	Chetana Education Limited	MANSI SHARE AND STOCK ADVISORS PVT LTD	BUY	124800	82.9
CHETANA	Chetana Education Limited	MULTIPLIER SHARE & STOCK ADVISORS PRIVATE LIMITED	SELL	144000	82.9
DHRUV	Dhruv Consultancy Ser Ltd	JAINAM BROKING LIMITED	SELL	89295	124.44
DTL	Diensten Tech Limited	EAST INDIA UDYOG LTD	BUY	61200	177.92
GATECH-RE	GACM Technologies Limite	ABHI RAJESHKUMAR PATEL	BUY	2105601	0.05
GACMDVR-RE	GACM Technologies Limite	BAJAJ AMIT	SELL	505651	0.34
GATECH-RE	GACM Technologies Limite	GAYI ADI HOLDINGS PRIVATE LIMITED	SELL	9585717	0.05
GACMDVR-RE	GACM Technologies Limite	NARESH KUMAR	BUY	350000	0.33
GRETEX	Gretext Industries Ltd.	TALENT INVESTMENT COMPANY PRIVATE LIMITED	SELL	60000	138.6
JALAN	Jalan Transolu. India Ltd	BALASUBRAMANIAM M	BUY	99000	3.7
JALAN	Jalan Transolu. India Ltd	BRINDABANMAJUMDAR	SELL	201000	3.95
JALAN	Jalan Transolu. India Ltd	MANISH JALAN	SELL	375000	3.73
JALAN	Jalan Transolu. India Ltd	VINOD KUMAR	BUY	108000	3.94
JHS	JHS Sv endgaard Laboratori	SIXTH SENSE INDIA OPPORTUNITIES 11	SELL	1140000	22.22
LRRPL	Lead Rec And Rub Prod Ltc	MAHENDRA GIRDHARILAL WADHWANI	BUY	45000	48.5
LYPSAGEMS	Lypsa Gems & Jewel Ltd	AMIT KUMAR JAIN	BUY	171042	6.61
NEPHROCARE	Nephro Care India Limited	AEGIS INVESTMENT FUND PCC	BUY	131200	287.85
ORIENTCER	ORIENT CERATECH LIMIT	ALBULA INVESTMENT FUND LTD	BUY	3264273	48
ORIENTCER	ORIENT CERATECH LIMIT	ALBULA INVESTMENT FUND LTD	BUY	3264273	48
ORIENTCER	ORIENT CERATECH LIMIT	LTS INVESTMENT FUND LTD	SELL	3264273	48
ORIENTCER	ORIENT CERATECH LIMIT	LTS INVESTMENT FUND LTD	SELL	3264273	48
ARENTERP	Rajdharshan Inds Ltd	JAIN POOJA	BUY	20000	65.34

RAJINDLTD	Rajputana Industries Ltd	GROWTH SECURITIES PRIVATE LIMITED	BUY	195000	79.55
SATECH	S A Tech Software India L	MANSI SHARE AND STOCK ADVISORS PVT LTD	BUY	160000	113.05
SAPPHIRE	Sapphire Foods India Ltd	ARINJAYA (MAURITIUS) LTD	SELL	2390503	1649.94
SAPPHIRE	Sapphire Foods India Ltd	KOTAK MAHINDRA MUTUAL FUND	BUY	599250	1650
SERVICE	Service Care Limited	GIRJADHAVA VYAPAAR PRIVATE LIMITED	SELL	124000	64.1
SERVICE	Service Care Limited	GIRIRAJ STOCK BROKING PRIVATE LIMITED	BUY	124000	64.15
SPRL	SP Refractories Limited	NIRBHAY FANCY VASSA	SELL	19200	267.29
SRM	SRM Contractors Limited	UPADHYAYA AJAY	BUY	115605	259.96
SUULD	Suumaya Industries Ltd	AYESHA	SELL	338446	5.35
TCNSBRANDS	TCNS Clothing Co. Limited	TA FDI INVESTORS LIMITED	SELL	1570000	580.14
TRENT	Trent Ltd.	DODONA HOLDINGS LIMITED	SELL	24500	5220
TRENT	Trent Ltd.	SIDDHARTHA YOG	BUY	24500	5220
TROM	Trom Industries Limited	CINCO STOCK VISION LLP	SELL	56400	241.21
TROM	Trom Industries Limited	MULTIPLIER SHARE & STOCK ADVISORS PRIVATE LIMITED	SELL	76800	244.16
TROM	Trom Industries Limited	STOCK VERTEX VENTURES	SELL	122400	228.2
TROM	Trom Industries Limited	YUGA STOCKS AND COMMODITIES PRIVATE LIMITED .	SELL	50400	228.2
UNITEDPOLY	United Poly fab Guj. Ltd.	ALBULA INVESTMENT FUND LTD	BUY	810000	88.1
UNITEDPOLY	United Poly fab Guj. Ltd.	LTS INVESTMENT FUND LTD	SELL	810000	88.1
UTSSAV	Utssav CZ Gold Jewels Ltc	LAROIA MONA	BUY	290400	112.57
UTSSAV	Utssav CZ Gold Jewels Ltc	MULTIPLIER SHARE & STOCK ADVISORS PRIVATE LIMITED	BUY	120000	110.05
UTSSAV	Utssav CZ Gold Jewels Ltc	VIJIT GLOBAL SECURITIES PRIVATE LIMITED	BUY	429600	113.43
VAISHALI	Vaishali Pharma Limited	BLACK ROCK FINANCIAL SERVICES PVT LTD	SELL	92612	163.26
VAISHALI	Vaishali Pharma Limited	FORTUNE BROKING INTERMEDIARY PVT LTD	BUY	92612	163.26
VENKEYS	Venky's (India) Limited	DEEPAK BHAGNANI	SELL	94000	2179.41
VENKEYS	Venky's (India) Limited	KIRTI BHAGNANI	SELL	111200	2180.73
VENKEYS	Venky's (India) Limited	NAVODYA ENTERPRISES	BUY	210000	2180.28
VENKEYS	Venky's (India) Limited	SPV TRADERS	BUY	80000	2191.59
VENKEYS	Venky's (India) Limited	TASHA INVESTMENT ADVISORS LLP	SELL	82774	2172.06
VIJIFIN	Viji Finance Limited	ANKITA VISHAL SHAH	SELL	900000	2.05
VIJIFIN	Viji Finance Limited	VIJAY KOTHARI	BUY	800000	2.05

**Disclosure:**

Research Reports that are published by Nirmal Bang Securities Private Limited (hereinafter referred to as "NBSPL") are for private circulation only. NBSPL is a registered Research Analyst under SEBI (Research Analyst) Regulations, 2014 having Registration no. INH000001766. NBSPL is also a registered Stock Broker with National Stock Exchange of India Limited, BSE Limited, Metropolitan Stock Exchange of India Limited, Multi Commodity Exchange of India Limited and , National Commodity and Derivative Exchange Limited in Capital Market , Equity and Commodities derivatives segments and Currency Derivatives Segment .

NBSPL has other business divisions with independent research teams separated by Chinese walls, and therefore may, at times, have different or contrary views on stocks and markets.

NBSPL or its associates have not been debarred / suspended by SEBI or any other regulatory authority for accessing / dealing in securities Market since last 20 years. NBSPL, its associates or analyst or his relatives do not hold any financial interest (Except Investment) in the subject company. NBSPL or its associates or Analyst do not have any conflict or material conflict of interest at the time of publication of the research report with the subject company. NBSPL or its associates or Analyst or his relatives may or may not hold beneficial ownership of 1% or more in the subject company at the end of the month immediately preceding the date of publication of this research report.

NBSPL or its associates / analyst has not received any compensation / managed or co-managed public offering of securities of the company covered by Analyst during the past twelve months. NBSPL or its associates have not received any compensation or other benefits from the company covered by Analyst or third party in connection with the research report. Analyst has not served as an officer, director or employee of Subject Company. NBSPL / analyst has not been engaged in market making activity of the subject company.

**Analyst Certification:** The research analysts and authors of these reports, hereby certify that the views expressed in this research report accurately reflects my/our personal views about the subject securities, issuers, products, sectors or industries. It is also certified that no part of the compensation of the analyst(s) was, is, or will be directly or indirectly related to the inclusion of specific recommendations or views in this research. The analyst(s) principally responsible for the preparation of this research report and has taken reasonable care to achieve and maintain independence and objectivity in making any recommendations.



**Disclaimer:**

The Research Report is for the personal information of the authorized recipient and does not construe to be any investment, legal or taxation advice. NBSPL is not soliciting any action based upon it. Nothing in the research report shall be construed as a solicitation to buy or sell any security or product, or to engage in or refrain from engaging in any such transaction. In preparing the research report, we did not take into account the investment objectives, financial situation and particular needs of the reader.

The research report has been prepared for the general use of the clients of NBSPL and must not be copied, either in whole or in part, or distributed or redistributed to any other person in any form. If you are not the intended recipient you must not use or disclose the information in the research report in any way. Though disseminated to all the customers simultaneously, not all customers may receive the research report at the same time. NBSPL will not treat recipients as customers by virtue of their receiving the research report. The research report is not directed or intended for distribution to or use by any person or entity resident in a state, country or any jurisdiction, where such distribution, publication, availability or use would be contrary to law, regulation or which would subject NBSPL & its group companies to registration or licensing requirements within such jurisdictions.

The report is based on the information obtained from sources believed to be reliable, but we do not make any representation or warranty that it is accurate, complete or up-to-date and it should not be relied upon as such. We accept no obligation to correct or update the information or opinions in it. NBSPL or any of its affiliates or employees shall not be in any way responsible for any loss or damage that may arise to any person from any inadvertent error in the information contained in the research report. NBSPL or any of its affiliates or employees do not provide, at any time, any express or implied warranty of any kind, regarding any matter pertaining to this report, including without limitation the implied warranties of merchantability, fitness for a particular purpose, and non-infringement. The recipients of the research report should rely on their own investigations.

This information is subject to change without any prior notice. NBSPL reserves its absolute discretion and right to make or refrain from making modifications and alterations to this statement from time to time. Nevertheless, NBSPL is committed to providing independent and transparent recommendations to its clients, and would be happy to provide information in response to specific client queries.

Before making an investment decision on the basis of research report, the reader needs to consider, with or without the assistance of an adviser, whether the advice is appropriate in light of their particular investment needs, objectives and financial circumstances. There are risks involved in securities trading. The price of securities can and does fluctuate, and an individual security may even become valueless. International investors are reminded of the additional risks inherent in international investments, such as currency fluctuations and international stock market or economic conditions, which may adversely affect the value of the investment. Opinions expressed are subject to change without any notice. Neither the company nor the director or the employees of NBSPL accept any liability whatsoever for any direct, indirect, consequential or other loss arising from any use of the research report and/or further communication in relation to the research report. Here it may be noted that neither NBSPL, nor its directors, employees, agents or representatives shall be liable for any damages whether direct or indirect, incidental, special or consequential including lost revenue or lost profit that may arise from or in connection with the use of the information contained in the research report.

Copyright of this document vests exclusively with NBSPL.

Our reports are also available on our website

Registration granted by SEBI and certification from NISM in no way guarantee performance of NBSPL or provide any assurance of returns to investors.

**Nirmal Bang Research (Division of Nirmal Bang Securities Pvt. Ltd.)**

B-2, 301/302, Marathon Innova,  
Opp. Peninsula Corporate Park  
Off. Ganpatrao Kadam Marg  
Lower Parel(W), Mumbai-400013  
Board No. : 91 22 6723 8000/8001  
Fax. : 022 6723 8010